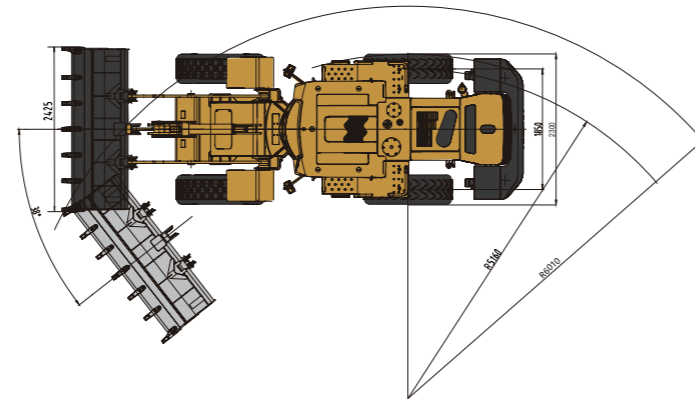
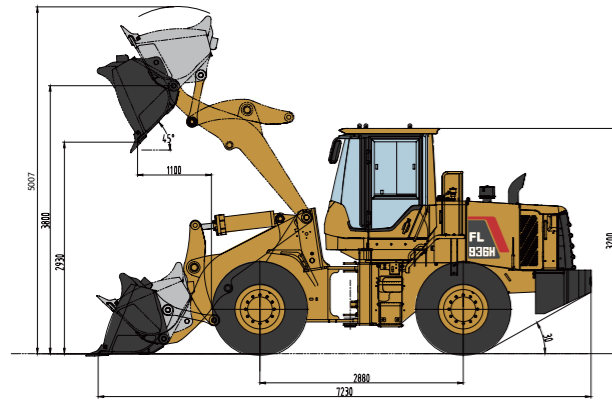


# 936H Wheel Loader Specifications



# POCLANE

## 936H Dimensions



Item	Specifications
Rated Load	3000kg
Max. Traction Force	101kN
Max. Gradeability	30°
Max. Dump Clearance	2930mm
Dump Reach	1110mm
Wheel Tread	1850mm
Wheelbase	2880mm
Overall Dimension (L×W×H)	7230mm×2425mm×3200mm
Width Over Tyres	2300mm

Engine	
Emission Standard	Stage III/ Mar -1
Number of Cylinder-Bore/Stroke	6-105*130
Max. Torque	500N·m
Rated Speed	2200rpm
Displacement	6.754L

Transmission System	
Torque Converter	Single stage single phase three element
Modulus of Converter	3
Transmission	Electronical control countershaf
Gear Shift	4 forward, 3 reverse
Max. Speed	37.0km/h

Front and Rear Axles	
Axles Type	Dry axles
Final Decelerate Type	Planetary reducer, spur cylindrical gear

Tyre	
Tyre Size	17.5-25
Ply	12
Front Tyre Pressure	0.30-0.32MPa
Rear Tyre Pressure	0.28-0.30MPa

Steering System	
Type	Single pump flow diffluence, load - sensing hydraulic system
Steering Angle Each Direction	38°
Min. Turning Radius	6010mm

Hydraulic System	
Working Pressure	16MPa
Boom Lifting Time	5.6s
Total Cycle Time	9.2s

Brake System	
Service Brake	Air over hydraulic caliper disc brake
Park Brake	Manual brake

Service Refill Capacity	
Fuel Tank	150L
Hydraulic Tank	105L
Engine Oil	14.5L



Engine Model	<b>WEICHAI WP6G125E332</b>
Rated Power	<b>92kW</b>
Operating Weight	<b>10230kg</b>
Bucket Capacity	<b>2.0m³</b>
Max. Breakout Force	<b>98kN</b>

# 936H

WHEEL LOADER

## POCLANE CONSTRUCTION EQUIPMENT INDIA PVT LTD

Address : 8/110, GST Road, 1st Floor, Pallavaram Chennai - 600043, Tamil Nadu, India.

Website: [www.poclane.com](http://www.poclane.com) Facebook: @PoclaneIndia | Instagram: @poclane\_india LinkedIn: Poclane Construction Equipment

TEL: +91 73058 43417 | +91 74492 57231 | +91 86672 79007

As manufacturer, POCLANE has right to constantly upgrade and improve our products without informing to customers. The pictures in literatures are for reference only, the detailed specifications are subject to real products.



## PRODUCTIVITY

- The proven linkage structure is very efficient which has big breakout force, quick movement and high lifting capacity features.
- Optimal designed bucket which can cut into materials easily with small resistance, and could retain more materials.
- The bucket has guide plate which can avoid the materials sprinkling to protect bucket cylinder during lifting.
- High-efficiency powertrain system is perfectly matched with hydraulic multi-stage power system that makes machine work fast and efficient.

## RELIABILITY

- The H series features many components which leverage product designs that have delivered reliable and durable machines.
- Adopt world class engine which provides excellent service and part availability in market.
- Optimized layout of pipelines and dual-seal technology can avoid oil leakage and make hydraulic system more reliable.

## ROBUSTNESS

- Reinforced center-articulated frame which has passed million times fatigue experimental test, 1,000 hours intensive experimental test and 5,000 hours jobsite test, it has been proved to be robust and durable.
- Bucket use JF440 steel which are joint-invented with renowned steel factory, it is more robust and wearable.

## COMFORT

- The pedals and various control elements utilize humanized design which could reduce the long-time operation fatigue for operator.
- High-performance mechanical suspension seat with high-back could makes operator feel comfortable.
- Overall view cab delivers wide vision for operator to check the surroundings during operating machines.

## 01 Engine



- Standard equipped with WEICHAI WP6G125E332 engine, it adopt s multi-stage fuel filter which is suitable f or various fuel to ensure the cleanliness of engine system, that raise engine's reliability. It is applicable to the temperature from -35 degrees to 50 degrees and under 5,000 altitudes working environment.

## 02 Transmission



- The transmission adopts HANGZHOU Advanced Gearbox electrical control gearbox, it is durable and reliable.
- The hydraulic transmission is fixed countershaft multi gear shift transmission, it has 4 front gear shift and 3 rear gear shift functions.

## 03 Axles



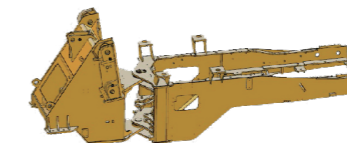
- It is designed for heavy-duty applications with long wheel base (2880mm), the key parts are reinforced to improve the reliability and bearing capacity. The dry brake uses integrated clipper and LOVOL patented friction disk which make machine more safety.

## 04 Cab




- Overall view cab provides wide vision to operator, the high-performance suspension seat with high back could deliver comfort to operator.

## 05 Frame and Articulation



- New reinforced front and rear frames with patented composite articulated structure went through million times fatigue experimental test, 1,000 hours intensive experimental test and 5,000 hours jobsite test, reach super strong payload capacity.
- Central articulation design, the upper hinge uses joint bearing and lower hinge uses tapered roller bearing, this type of articulation can withstand bigger impact force with long service time.

## 06 Hydraulic System



- It adopts single pump diffluent technology with high reliability. LOVOL patented multi-valve, 24° cone seal and dual-seal technologies are adopted to avoid oil leakage of hydraulic system. The pipelines are protected by pipe clip and coverage to avoid damage caused by friction.

## Attachments



Larger Bucket



Log Grapple



Rock Bucket



Grass Grapple



Coal Bucket



Side-dump Bucket